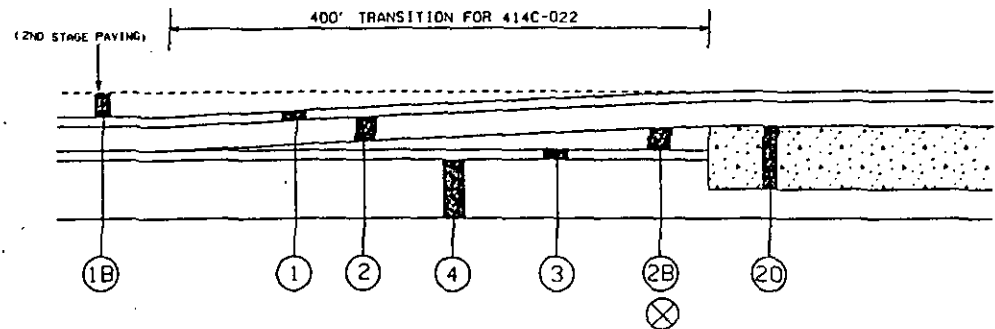


TYPICAL OF TRANSITION AREA FOR PLACEMENT OF 414C-022 AT BRIDGE END SLABS



TYPICAL SECTION
APD-471 (41)
WALKER COUNTY

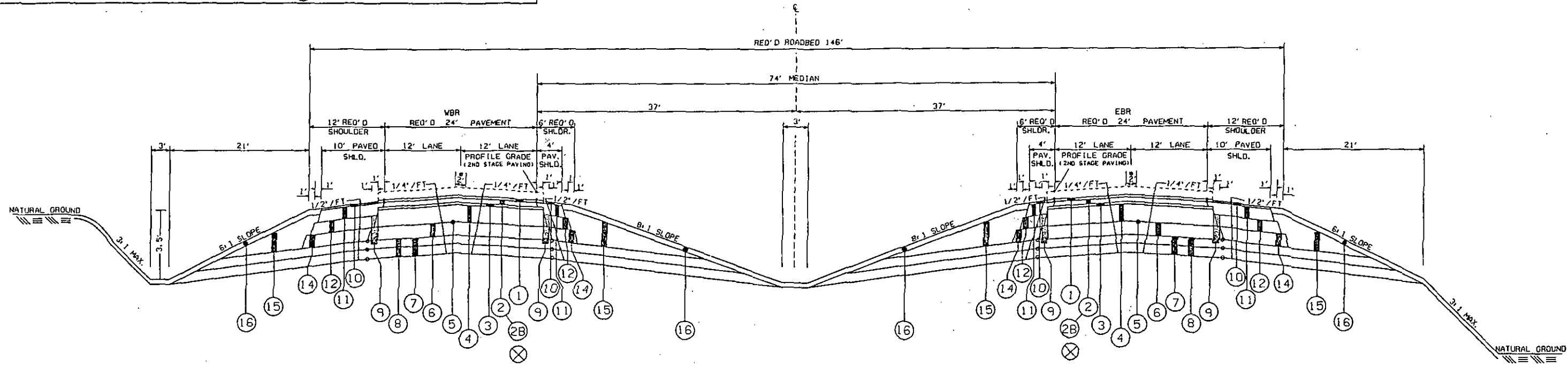
FHWA REG. NO.	STATE	PROJECT NO.	FISCAL YEAR	SHEET NO.	TOTAL SHEETS
4	AL	APD-471 (41)	1995	2A	299

PROJECT NOTES

- Ø 200
- ◻ 206
- ◻ 207
- 208
- ◻ 405

GN-2 NOTES

- 101 109
- 102 112
- 103 117
- 108

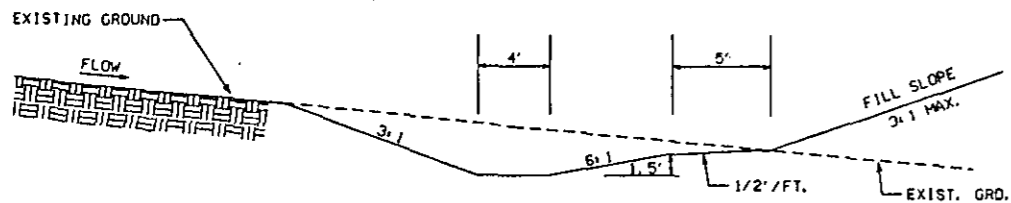


TYPICAL SECTION TO BE USED FOR 4-LANE
STA. 554+63 TO STA. 563+50
STA. 576+50 TO STA. 684+40
STA. 687+83 TO STA. 709+41.81 BK. / STA. 53+48.32 AH. TO STA. 74+50

ITEM	ITEM NO.	DESCRIPTION
◻	18	2ND STAGE PAVING (450 #/S.Y. WEARING LAYER/BINDER)(4.05' THICK)(NOT IN THIS CONTRACT)
○	1	REQ'D. 416A-025 BITUMINOUS CONCRETE WEARING SURFACE, MIX 6, (APPROX. 80 #/S.Y.) (26' WIDE)
○	2	REQ'D. 414A-022 BITUMINOUS CONCRETE BINDER LAYER, MIX 3, (APPROX. 300 #/S.Y.)
⊗	2B	REQ'D. 414C-022 BITUMINOUS CONCRETE PLANT MIX, LEVELING, MIX 3, (APPROX. 150 #/S.Y.)
○	3	REQ'D. 401A-041 BITUMINOUS TREATMENT E, AC (26' WIDE)
◻	4	REQ'D. 327A-020 PLANT MIX BITUMINOUS BASE, MIX 1, (APPROX. 1005 #/S.Y.)
○	5	REQ'D. 401A-000 BITUMINOUS TREATMENT A (28' WIDE)
○	6	REQ'D. 301A-B63 CRUSHED AGGREGATE BASE COURSE, LOWER LAYER, TYPE B, PLANT MIXED, 6.00' COMPACTED THICKNESS (28' WIDE)(EACH ROWY.)
○	7	REQ'D. 230A-000 ROADBED PROCESSING (91' WIDE) (2 - 6" LAYERS)
○	8	REQ'D. 210A-000 UNCLASSIFIED EXCAVATION (IMPROVED ROADBED) (12') (TO BE PLACED IN TWO EQUAL LAYERS)
○	9	REQ'D. 605A-001 PAVEMENT EDGE DRAIN
○	10	REQ'D. 401B-008 BITUMINOUS TREATMENT G (WITH LATEX RUBBER ADDITIVE)(9' WIDE OUTSIDE SHLD./3' WIDE INSIDE SHLD.)
○	11	REQ'D. 327A-020 PLANT MIX BITUMINOUS BASE, MIX 1 (APPROX. 692 #/S.Y.)
○	12	REQ'D. 301A-C31 CRUSHED AGGREGATE BASE COURSE, MIDDLE SHOULDER LAYER, TYPE B, PLANT MIXED, 6.00' COMPACTED THICKNESS (10' WIDE OUTSIDE SHLD. / 4' WIDE INSIDE SHLD.)
○	14	REQ'D. 301A-C44 CRUSHED AGGREGATE BASE COURSE, LOWER SHOULDER LAYER, TYPE B, PLANT MIXED, 6.00' COMPACTED THICKNESS (10' WIDE OUTSIDE SHLD. / 4' WIDE INSIDE SHLD.)
○	15	REQ'D. 210A OR D UNCLASSIFIED EXCAVATION AND/OR BORROW
○	16	REQ'D. 650B-000 TOPSOIL FROM STOCKPILES (APPROX. 4' THICK)
○	20	REQ'D. 450B-000 REINFORCED CEMENT CONCRETE BRIDGE END SLAB (9' UNIFORM THICKNESS)

28-OCT-1994 16:45 /usr/rd/226/typical1/ newk4.dgn scott

TYPICAL FOR TOE DITCH IN FILL SECTION



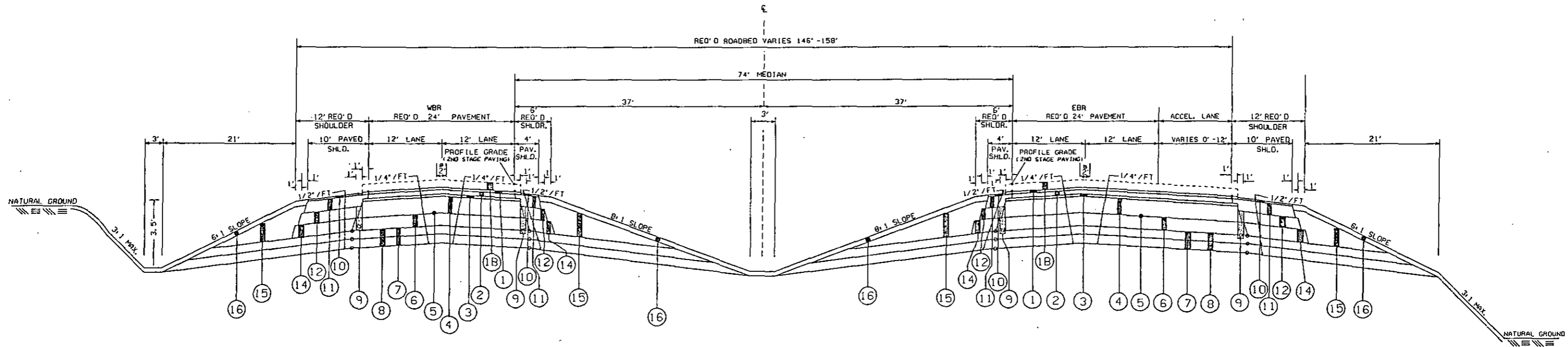
TYPICAL SECTION

APD-471(41)

WALKER CO.

FHWA REG. NO.	STATE	PROJECT NO.	FISCAL YEAR	SHEET NO.	TOTAL SHEETS
4	AL	APD-471(41)	1995	28	299

PROJECT NOTES		GN-2 NOTES	
Ø	200	101	109
■	206	102	112
□	207	103	117
●	208	108	
⊗	405		



TYPICAL SECTION TO BE USED FOR 4-LANE WITH SPEED CHANGE LANE
 STA. 563+50.00 TO STA. 568+84.81
 STA. 572+69.81 TO STA. 576+50.00

ITEM	ITEM NO.	DESCRIPTION
⊗	16	2ND STAGE PAVING (450 #/S.Y. WEARING LAYER/BINDER)(4.05' THICK)(NOT IN THIS CONTRACT)
○	1	REQ'D. 416A-025 BITUMINOUS CONCRETE WEARING SURFACE, MIX 6, (APPROX. 80 #/S.Y.) (26' WIDE LT. RDWY. / VARIES 26'-38' WIDE RT. RDWY.)
○	2	REQ'D. 414A-022 BITUMINOUS CONCRETE BINDER LAYER, MIX 3, (APPROX. 300 #/S.Y.)
○	3	REQ'D. 401A-041 BITUMINOUS TREATMENT E, AC (26' WIDE LT. RDWY. / VARIES 26' - 38' WIDE RT. RDWY.)
○	4	REQ'D. 327A-020 PLANT MIX BITUMINOUS BASE, MIX 1, (APPROX. 1005 #/S.Y.)
■	5	REQ'D. 401A-000 BITUMINOUS TREATMENT A (28' WIDE LT. RDWY / VARIES 28' -40' WIDE RT. RDWY.)
○	6	REQ'D. 301A-B63 CRUSHED AGGREGATE BASE COURSE, LOWER LAYER, TYPE B, PLANT MIXED, 6.00' COMPACTED THICKNESS (28' WIDE LT. RDWY. / VARIES 28' -40' WIDE RT. RDWY.)
○	7	REQ'D. 230A-000 ROADBED PROCESSING (91' WIDE LT. RDWY. / VARIES 91' -103' WIDE RT. RDWY)(2 - 6' LAYERS)
○	8	REQ'D. 210A-000 UNCLASSIFIED EXCAVATION (IMPROVED ROADBED) (12') (TO BE PLACED IN TWO EQUAL LAYERS)
○	9	REQ'D. 605A-001 PAVEMENT EDGE DRAIN
○	10	REQ'D. 401B-008 BITUMINOUS TREATMENT G (WITH LATEX RUBBER ADDITIVE)(9' WIDE OUTSIDE SHLD./3' WIDE INSIDE SHLD.)
○	11	REQ'D. 327A-020 PLANT MIX BITUMINOUS BASE, MIX 1 (APPROX. 692 #/S.Y.)
○	12	REQ'D. 301A-C31 CRUSHED AGGREGATE BASE COURSE, MIDDLE SHOULDER LAYER, TYPE B, PLANT MIXED, 6.00' COMPACTED THICKNESS (10' WIDE OUTSIDE SHLD. / 4' WIDE INSIDE SHLD.)
○	14	REQ'D. 301A-C44 CRUSHED AGGREGATE BASE COURSE, LOWER SHOULDER LAYER, TYPE B, PLANT MIXED, 6.00' COMPACTED THICKNESS (10' WIDE OUTSIDE SHLD. / 4' WIDE INSIDE SHLD.)
○	15	REQ'D. 210A OR D UNCLASSIFIED EXCAVATION AND/OR BORROW
○	16	REQ'D. 650B-000 TOPSOIL FROM STOCKPILES (APPROX. 4' THICK)

28-OCT-1994 16:42 /usr/d4/226/typical3/new6.dgn scott